

“Hello world”
of deep learning

Keras

If you want to learn theano:

http://speech.ee.ntu.edu.tw/~tlkagk/courses/MLDS_2015_2/Lecture/Theano%20DNN.ecm.mp4/index.html

[http://speech.ee.ntu.edu.tw/~tlkagk/courses/MLDS_2015_2/Lecture/RNN%20training%20\(v6\).ecm.mp4/index.html](http://speech.ee.ntu.edu.tw/~tlkagk/courses/MLDS_2015_2/Lecture/RNN%20training%20(v6).ecm.mp4/index.html)



or **theano**

Very flexible

Need some effort to learn

Interface of TensorFlow or Theano



keras

Easy to learn and use

(still have some flexibility)


You can modify it if you can write TensorFlow or Theano

Keras

- François Chollet is the author of Keras.
 - He currently works for Google as a deep learning engineer and researcher.
- Keras means *horn* in Greek
- Documentation: <http://keras.io/>
- Example:
<https://github.com/fchollet/keras/tree/master/examples>

使用 Keras 心得

Deep Learning 研究生




朋友覺得我在



我媽覺得我在



大眾覺得我在



指導教授覺得我在

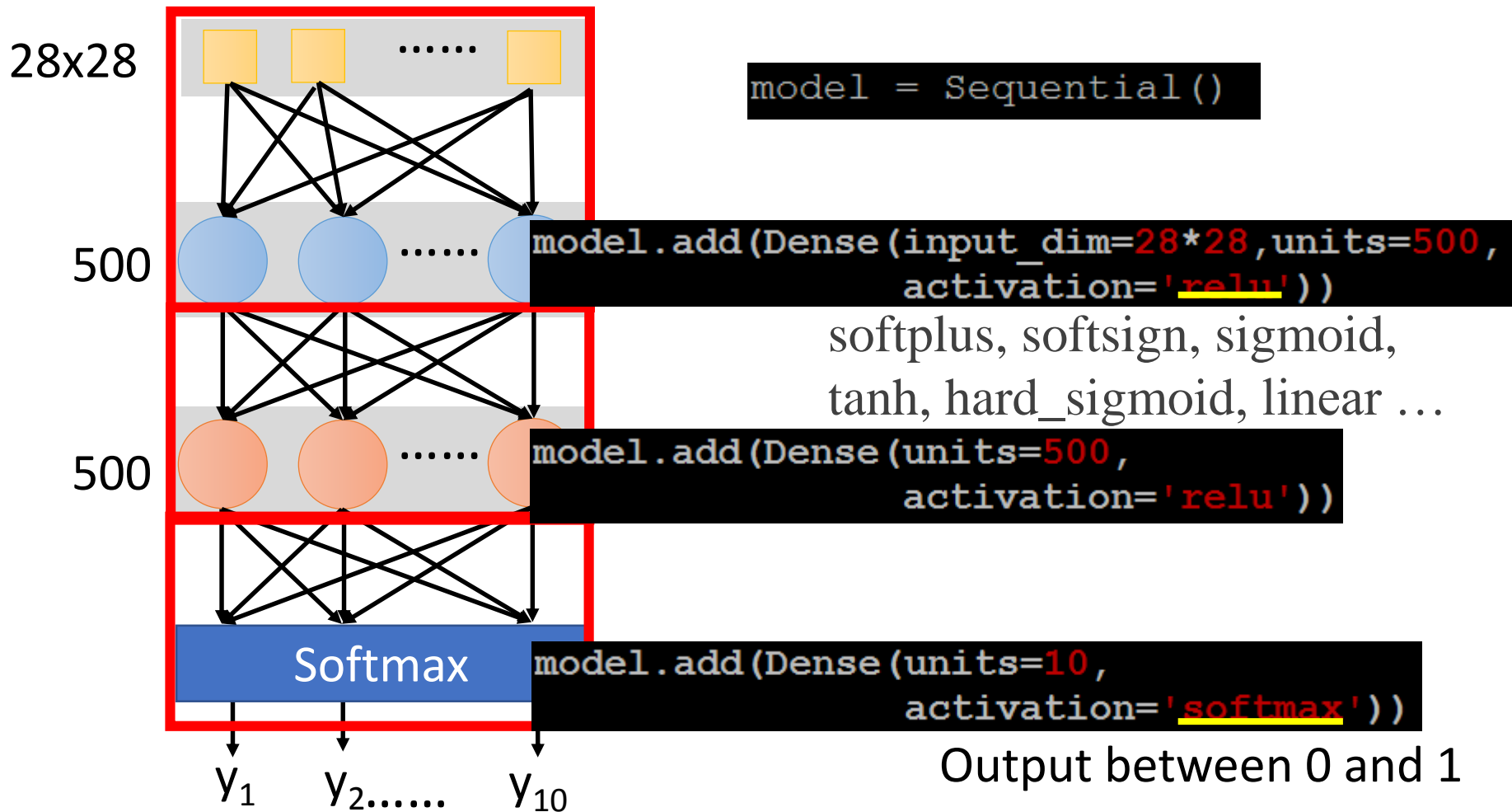


我以為我在



事實上我在

Keras: Building a Network



Configuration

Several alternatives: <https://keras.io/objectives/>

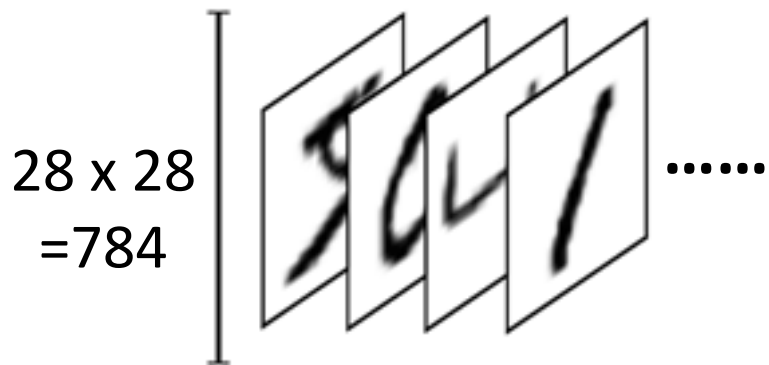
```
model.compile(loss='categorical_crossentropy',  
              optimizer='adam',  
              metrics=['accuracy'])
```

SGD, RMSprop, Adagrad, Adadelata, Adam, Adamax, Nadam

Pick the best function

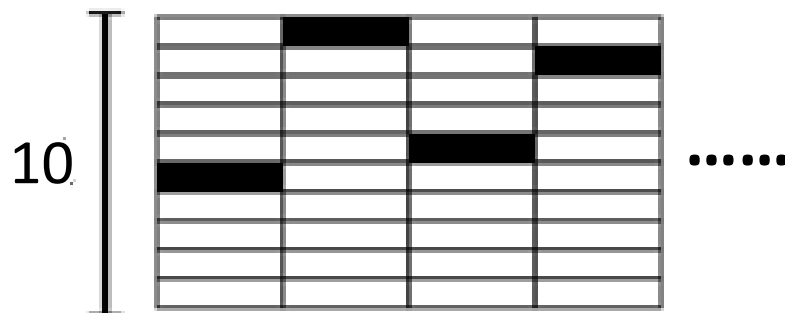
```
model.fit(x_train, y_train, batch_size=100, epochs=20)
```

numpy array



Number of training examples

numpy array

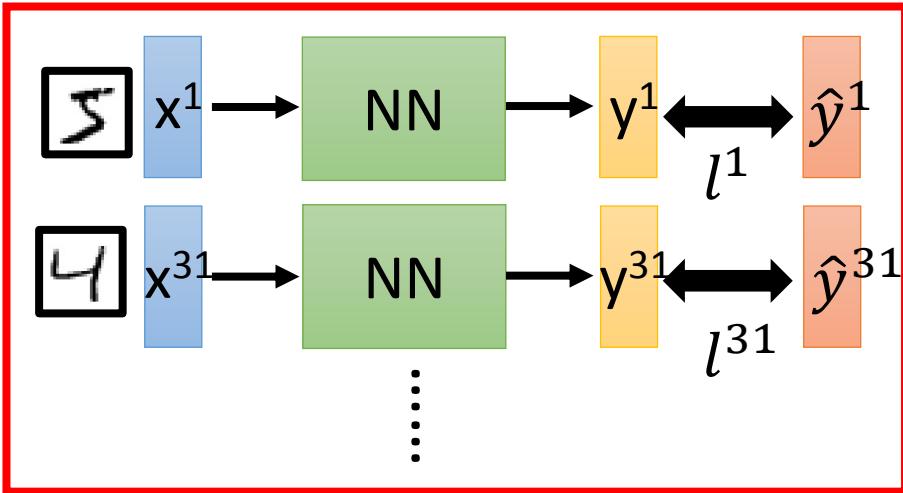


Number of training examples

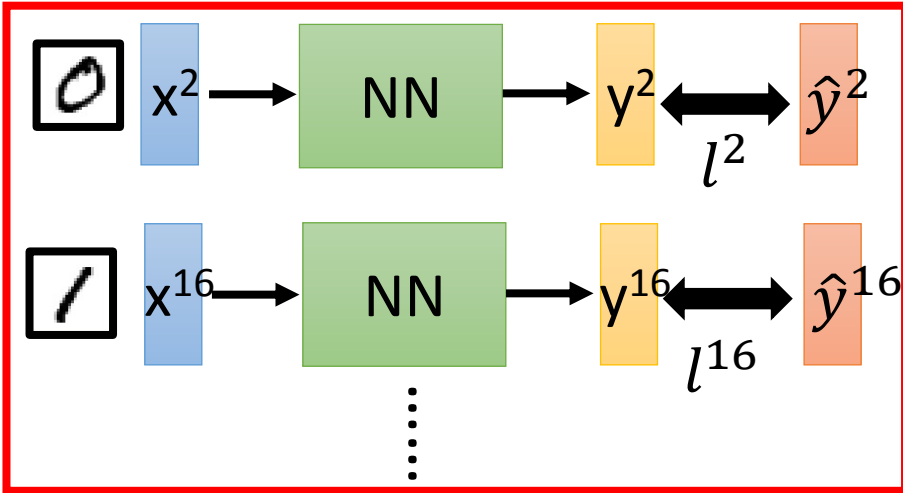
We do not really minimize total loss!

Mini-batch

Mini-batch



Mini-batch



➤ Randomly initialize network parameters

➤ Pick the 1st batch
 $L' = l^1 + l^{31} + \dots$
Update parameters once

➤ Pick the 2nd batch
 $L'' = l^2 + l^{16} + \dots$
Update parameters once

⋮

➤ Until all mini-batches have been picked

one epoch

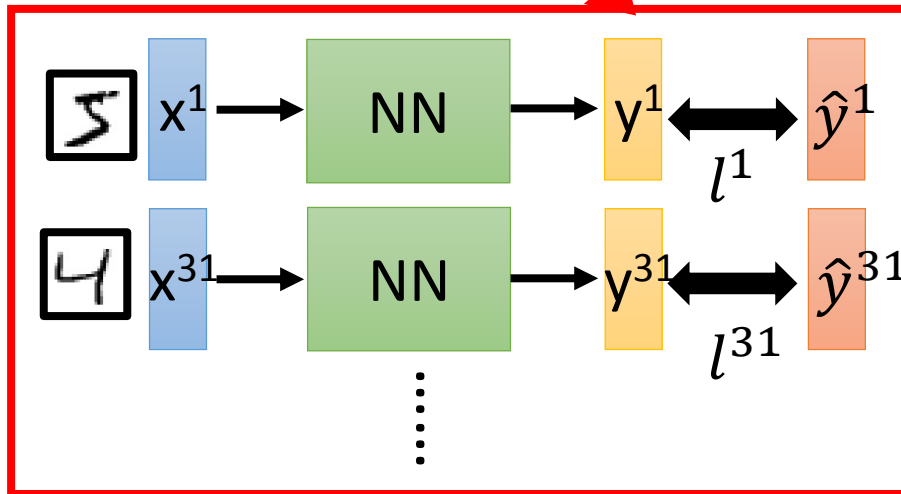
Repeat the above process

Mini-batch

Batch size influences both *speed* and *performance*. You have to tune it.

```
model.fit(x_train, y_train, batch_size=100, nb_epoch=20)
```

Mini-batch



100 examples in a mini-batch

Batch size = 1 →

Stochastic gradient descent

- Pick the 1st batch
 $L' = l^1 + l^{31} + \dots$
Update parameters once
- Pick the 2nd batch
 $L'' = l^2 + l^{16} + \dots$
Update parameters once
- ⋮
- Until all mini-batches have been picked

Repeat 20 times

one epoch

Speed

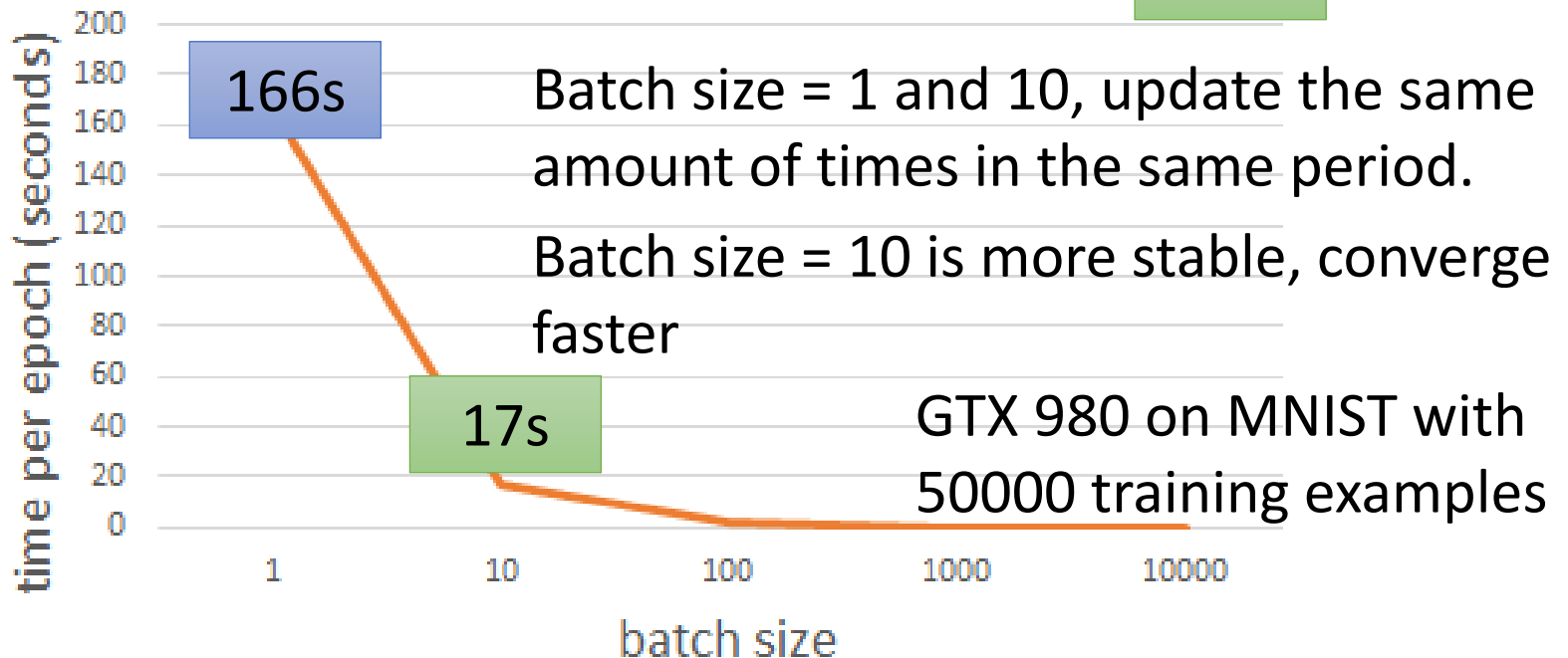
Very large batch size can yield worse performance

- Smaller batch size means more updates in one epoch

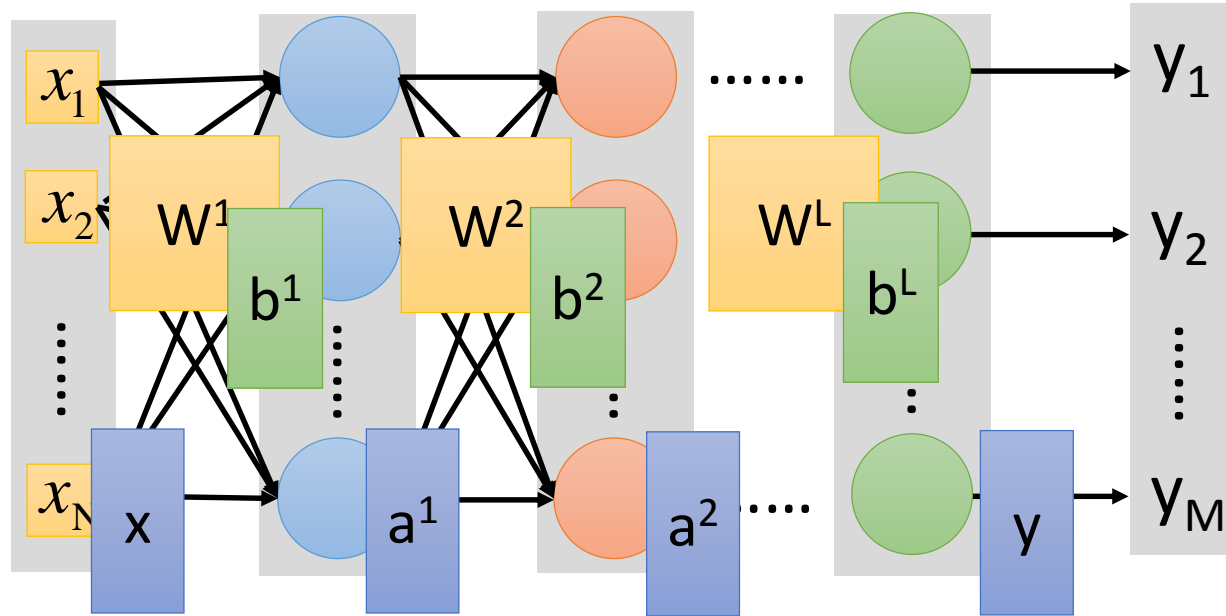
- E.g. 50000 examples

- batch size = 1, 50000 updates in one epoch 166s 1 epoch

- batch size = 10. 5000 updates in one epoch 17s 10 epoch



Speed - Matrix Operation



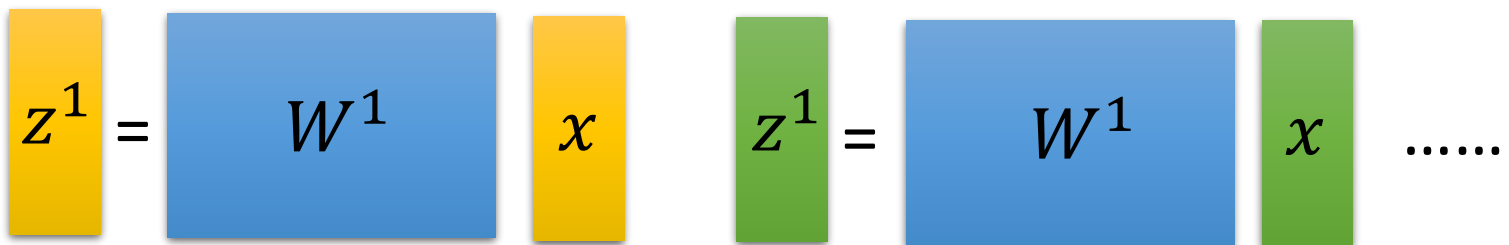
$$y = f(x) \quad \text{Forward pass (Backward pass is similar)}$$

$$= \sigma(W^L \dots \sigma(W^2 \sigma(W^1 x + b^1) + b^2) \dots + b^L)$$

Speed - Matrix Operation

- Why mini-batch is faster than stochastic gradient descent?

Stochastic Gradient Descent




Mini-batch



Practically, which one is faster?

Keras



Save and load models

<https://faroit.github.io/keras-docs/2.0.2/getting-started/faq/#how-can-i-save-a-keras-model>

How to use the neural network (testing):

```
case 1: score = model.evaluate(x_test, y_test)
print('Total loss on Testing Set:', score[0])
print('Accuracy of Testing Set:', score[1])
```

```
case 2: result = model.predict(x_test)
```

Live Demo