

---

---

# JudgeBoi Guide

TA: 吳典叡 (Maintainer)

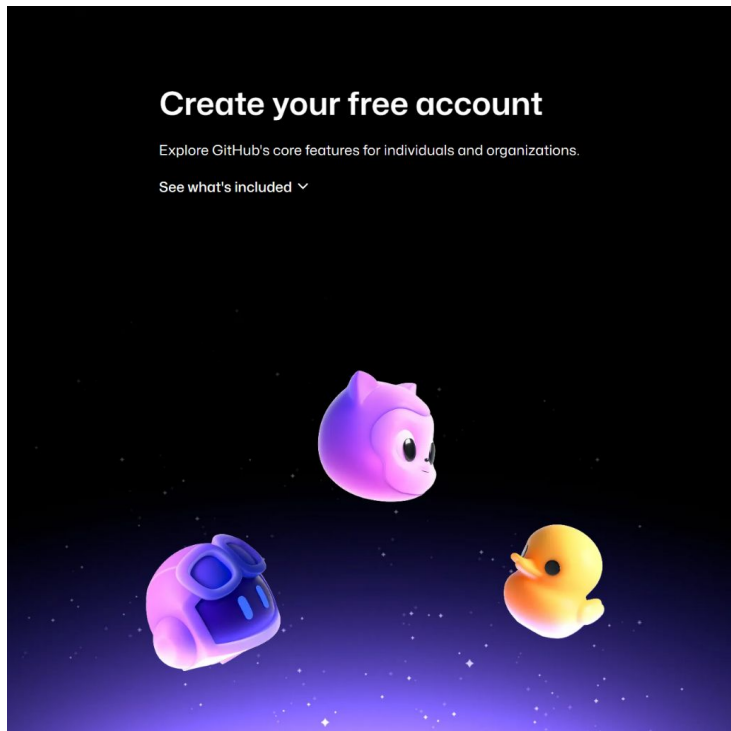
2025/2/21

[ntu-ml-2025-spring-ta@googlegroups.com](mailto:ntu-ml-2025-spring-ta@googlegroups.com)

---

---

# Step 0: Don't have a Github Account... Create one!



Already have an account? [Sign in](#) →

## Sign up to GitHub

Email\*

Password\*

Password should be at least 15 characters OR at least 8 characters including a number and a lowercase letter.

Username\*

Username may only contain alphanumeric characters or single hyphens, and cannot begin or end with a hyphen.

Continue >

By creating an account, you agree to the [Terms of Service](#). For more information about GitHub's privacy practices, see the [GitHub Privacy Statement](#). We'll occasionally send you account-related emails.

# Step 0: Github Email Settings

Make sure that your **NTU mail** address is added to your Github account

The screenshot displays the GitHub account settings page for user 'dienruei123'. The left sidebar contains navigation options: Public profile, Account, Appearance, Accessibility, Notifications, Access, Billing and plans, Emails (highlighted with a red box and '2)'), Password and authentication, Sessions, SSH and GPG keys, Organizations, Enterprises, and Moderation. The main content area is titled 'Emails' and shows a list of email addresses. The first email is 'dienruei@gmail.com' (Primary). The second email is 'b10901038@ntu.edu.tw' (highlighted with a red box and '4) Check if NTU mail is added'). Below this is an 'Add email address' section with an input field and an 'Add' button (highlighted with a red box and '3) Add NTU mail address'). The right sidebar shows user profile information and a 'Settings' button (highlighted with a red box and '1)').

Public profile

Account

Appearance

Accessibility

Notifications

Access

Billing and plans

**2)** **Emails**

Password and authentication

Sessions

SSH and GPG keys

Organizations

Enterprises

Moderation

## Emails

**dienruei@gmail.com** – Primary

This email will be used for account-related notifications and can also be used for password resets.

- Not visible in emails  
This email will not be used as the 'from' address for web-based Git operations, e.g., edits and merges. We will instead use 92157987+dienruei123@users.noreply.github.com.
- Receives notifications  
This email address is the default used for GitHub notifications, i.e., replies to issues, pull requests, etc.

**b10901038@ntu.edu.tw** ← **4) Check if NTU mail is added**

- Not visible in emails  
This email will not be used as the 'from' address for web-based Git operations, e.g., edits and merges. We will instead use 92157987+dienruei123@users.noreply.github.com.

**1)** **Add email address**

Email address  **Add** ← **3) Add NTU mail address**

dienruei123

Set status

Your profile

Your repositories

Your Copilot

Your projects

Your stars

Your gists

Your organizations

Your enterprises

Your sponsors

Try Enterprise **Free**

Feature preview

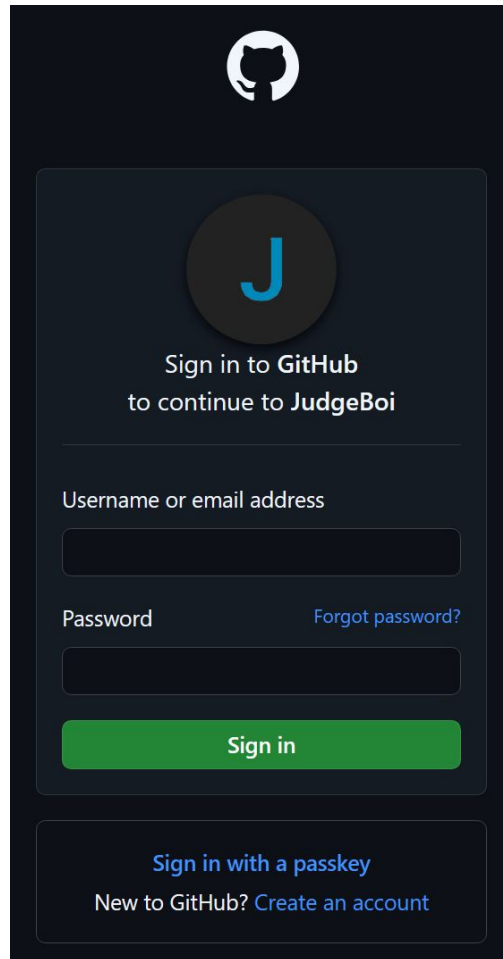
**Settings**

# Step 1: Register for Submission

Go to JudgeBoi, and Sign-in with Github

Fill in Github Username →

Fill in Github Password →



Sign in to GitHub  
to continue to JudgeBoi

Username or email address

Password [Forgot password?](#)

**Sign in**

[Sign in with a passkey](#)  
New to GitHub? [Create an account](#)

# Step 2: Select Homework

Choose the language you prefer



The screenshot shows the top navigation bar of the JudgeBoi interface. On the left, the text 'JudgeBoi' is displayed. Next to it is a menu icon followed by the text 'Select Homework', which is enclosed in a red rectangular box. In the center of the bar are two language selection icons: the United States flag and the flag of the Republic of China (Taiwan). On the right side of the bar is a user profile icon followed by the text 'Test (Student)', which is also enclosed in a red rectangular box. The main content area below the navigation bar is a light gray gradient.

You have to make sure your role is **“Student”**, or you will not be able to submit.

Contact Info: [ntu-ml-2025-spring-ta@googlegroups.com](mailto:ntu-ml-2025-spring-ta@googlegroups.com)

Course Website: [Machine Learning \(2025 Spring\) @ National Taiwan University](#)

# GitHub account issues

- To login with a different GitHub account
  - You **must** logout from the Github website first
  - Then, you can click the logout button of the JudgeBoi website
  
- If you encounter problems when verifying the GitHub account with the NTU Mail, please post in the NTUCOOL [discussion](#).

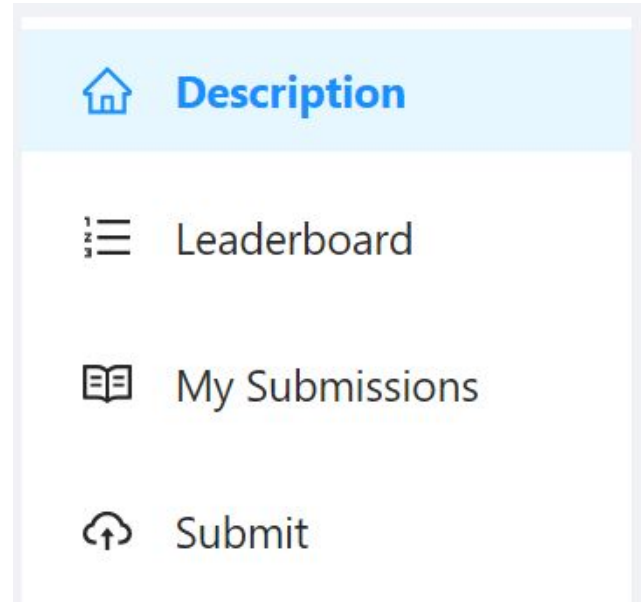
# Step 3: Submit your Results

You can now submit results to the server and view the leaderboard.

**2) Check the leaderboard**

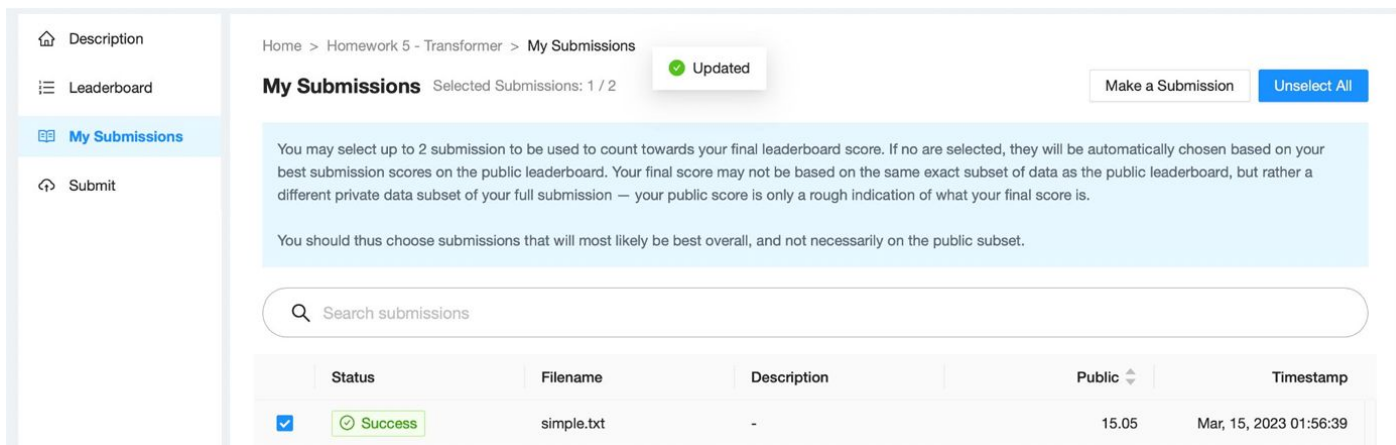
**3) Select your submissions**

**1) Submit results**



# Step 4: Select your submissions

- You can select up to 2 submissions.
- If none of your submissions is chosen, we will use the submission with the best public score.
- If your selection is successful, you will see a message box as below:



The screenshot shows a web interface for 'My Submissions'. On the left is a sidebar with navigation links: 'Description', 'Leaderboard', 'My Submissions' (highlighted), and 'Submit'. The main content area has a breadcrumb 'Home > Homework 5 - Transformer > My Submissions' and a green 'Updated' notification. Below the breadcrumb, there are buttons for 'Make a Submission' and 'Unselect All'. A light blue message box contains the following text: 'You may select up to 2 submission to be used to count towards your final leaderboard score. If no are selected, they will be automatically chosen based on your best submission scores on the public leaderboard. Your final score may not be based on the same exact subset of data as the public leaderboard, but rather a different private data subset of your full submission – your public score is only a rough indication of what your final score is. You should thus choose submissions that will most likely be best overall, and not necessarily on the public subset.' Below the message is a search bar labeled 'Search submissions'. At the bottom is a table with columns: 'Status', 'Filename', 'Description', 'Public', and 'Timestamp'. One submission is listed with a checked checkbox, a green 'Success' message, filename 'simple.txt', a dash in the description, '15.05' in the public column, and 'Mar, 15, 2023 01:56:39' in the timestamp column.

Home > Homework 5 - Transformer > My Submissions Updated

**My Submissions** Selected Submissions: 1 / 2 Make a Submission Unselect All

You may select up to 2 submission to be used to count towards your final leaderboard score. If no are selected, they will be automatically chosen based on your best submission scores on the public leaderboard. Your final score may not be based on the same exact subset of data as the public leaderboard, but rather a different private data subset of your full submission – your public score is only a rough indication of what your final score is.

You should thus choose submissions that will most likely be best overall, and not necessarily on the public subset.

Search submissions

Status	Filename	Description	Public	Timestamp
<input checked="" type="checkbox"/> <span>Success</span>	simple.txt	-	15.05	Mar, 15, 2023 01:56:39



# JudgeBoi Rules

- 5 submission quota per day, reset at **midnight**.
  - Guest users have no quota.
- Only **\*.txt** file is allowed, filesize should be smaller than **1MB**. (HW1)
- We do limit the number of connections and request rate for each IP.
  - If you cannot access the website temporarily, please wait a moment.
- The system can be very busy as the deadline approaches.
  - If this prevents uploads, we do not offer additional submission opportunities.
- Please do not attempt to attack JudgeBoi.
- Every **Sunday from 0:00 to 3:00** is our system maintenance time.
- For any JudgeBoi issues, please post on NTUCOOL discussion.
  - Discussion Link: [https://cool.ntu.edu.tw/courses/46406/discussion\\_topics/371686](https://cool.ntu.edu.tw/courses/46406/discussion_topics/371686)